

Foreign Banks

Key Figures for 2009	relative to the sector	
Balance sheet total (CHF bn)	351.7	13.2%
...of which abroad	250.4	71.2
Number of institutions	156	48.0%
Number of employees ('000 FTE)	23.9	18.4%
Cost/income ratio	66.0 %	76.6%
ROE	5.9%	1.7%

Description

The foreign banks category comprises the branches of banks registered outside Switzerland (33 institutions) and foreign-controlled banks (123 institutions). Over 70% are of European origin. Whereas the branches of foreign banks are not legal entities in their own right, the foreign-controlled banks are almost always organized as joint-stock companies under private law. The foreign banks are primarily active in off-balance-sheet business (asset management).

Distinguishing Features

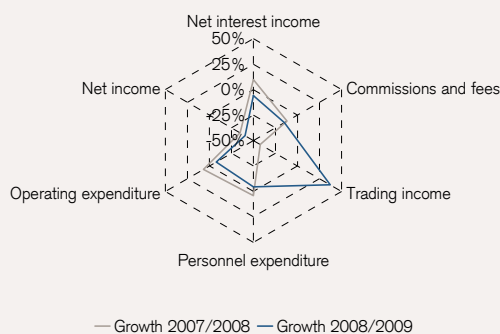
In terms of the number of institutions, the foreign banks are one of the largest banking categories in Switzerland. Whereas the number of banks in some of the other categories has fallen substantially since the 1990s in some areas, the number of foreign banks has risen, thus underscoring Switzerland's importance as an international banking center. For over 30 years, their activities have been coordinated by the Association of Foreign Banks in Switzerland.

Important Additions to / Removals from the Category

- 1997: ABN AMRO Bank commenced operations as a foreign bank in Switzerland
- 1998: Banca della Svizzera Italiana (BSI) added from "trading banks" category
- 1999: Banca del Gottardo added from "stock exchange banks" category

2008/2009 Growth Figures in Brief

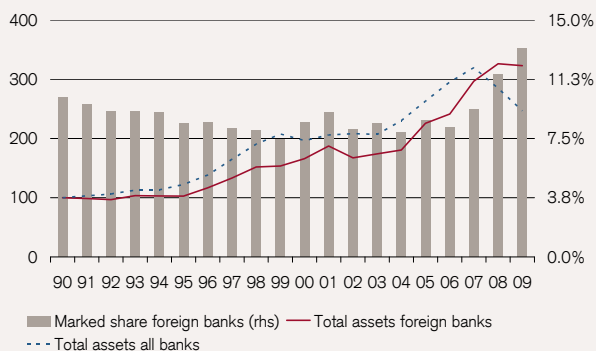
Year-on-year percentage change



Source: Swiss National Bank

Balance Sheet Total and Market Share

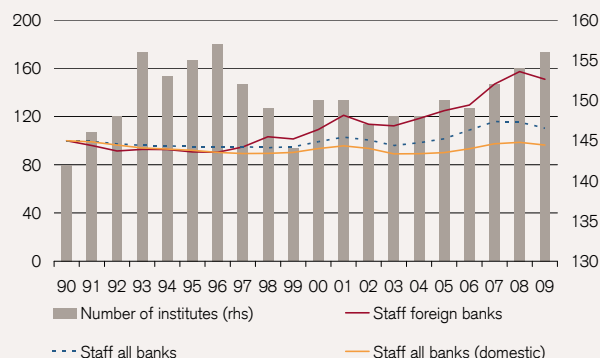
Balance sheet total: Index 1990 = 100; percentage market share



Source: Swiss National Bank

Number of Full-time Employees and Institutions

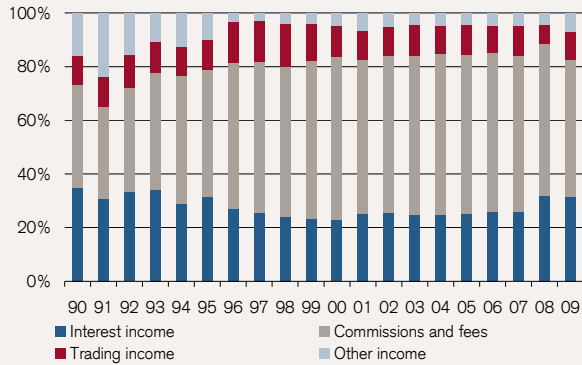
Employees: Index 1990 = 100; number of institutions (absolute)



Source: Swiss National Bank

Earnings Components – Foreign Banks

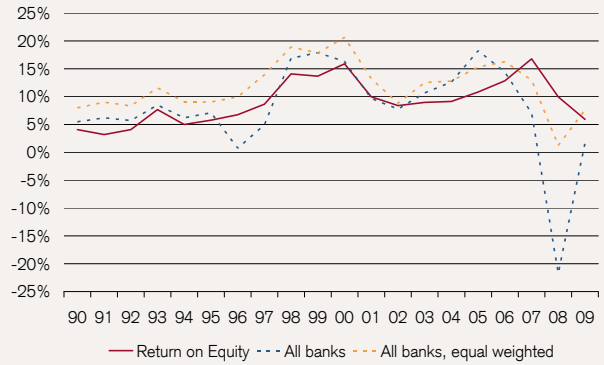
Business areas' contribution to total income



Source: Swiss National Bank

Profitability – Foreign Banks

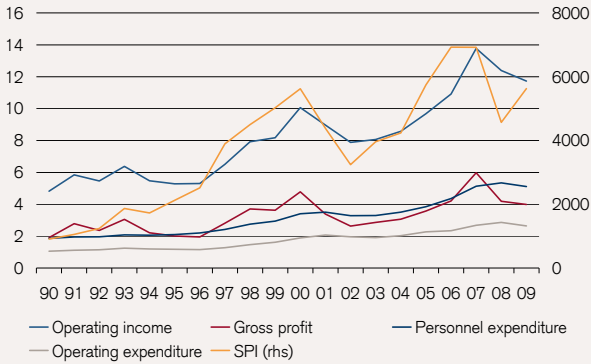
Return on equity in percent



Source: Swiss National Bank

Performance Figures – Foreign Banks

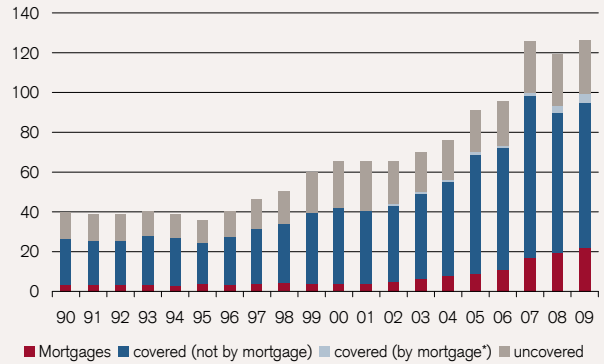
Business figures in CHF bn; Swiss Performance Index (SPI)



Source: Swiss National Bank

Claims against Clients – Foreign Banks

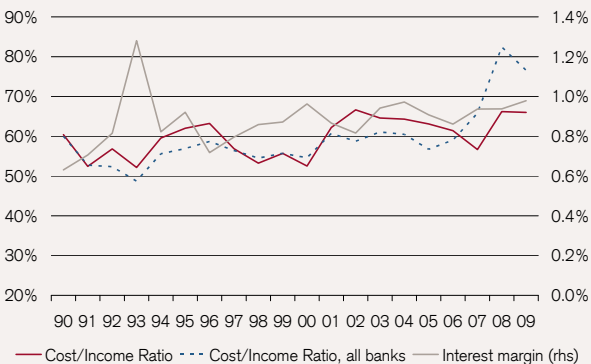
CHF bn



* disclosed since 2002
Source: Swiss National Bank

Cost Efficiency and Margin – Foreign Banks

Cost-efficiency in percent; interest margin in percent



Source: Swiss National Bank